

Golden Bloom Farms

16401 NE 23rd St
 Choctaw, OK 73020
 luu@goldenbloomfarms.com
 (405) 512-9159
 Lic. #GAAI-EJYJ-F4BM

Sample: 2604HTL0863.5957

Strain: Georgia Pie
 Batch#: GBF_R8_GP_32326; Batch Size: g; Lot ID:
 Sample Received: 04/16/2026; Report Created: 04/22/2026
 Sampled by: ; Client Rep:
 Sample Storage Environment:

Flower - Georgia Pie - (g)

Plant, Flower - Cured
 Harvest Process Lot: ; METRC Batch: 1A40E01000068C0000023492; METRC Sample: 1A40E01000068C0000023551



Summary

Complete Total THC: 27.02% Cannabinoids	Complete 3.065% Terpenes	Pass Pesticides	Not Tested Solvents	Pass Microbials
Pass Moisture	Pass Water Activity	Pass Heavy Metals	Pass Foreign Matter	Not Tested Mycotoxins

Golden Bloom Farms

16401 NE 23rd St
Choctaw, OK 73020
luu@goldenbloomfarms.com
(405) 512-9159
Lic. #GAAI-EJYJ-F4BM

Sample: 2604HTL0863.5957

Strain: Georgia Pie
Batch#: GBF_R8_GP_32326; Batch Size: g; Lot ID:
Sample Received: 04/16/2026; Report Created: 04/22/2026
Sampled by: ; Client Rep:
Sample Storage Environment:

Flower - Georgia Pie - (g)

Plant, Flower - Cured
Harvest Process Lot: ; METRC Batch: 1A40E01000068C0000023492; METRC Sample: 1A40E01000068C0000023551



Cannabinoids: HT-SOP-14 (HPLC-DAD) Complete

27.02%	<LOD	32.89%
Total THC	Total CBD	Total Cannabinoids

Analyte	LOD	LOQ	Results	Results
	PPM	PPM	%	mg/g
THCa	3750.00	7500.00	30.81	308.1
Δ9-THC	3750.00	7500.00	<LOQ	<LOQ
Δ8-THC	625.00	1250.00	ND	ND
THCVa	625.00	1250.00	ND	ND
THCV	625.00	1250.00	ND	ND
CBDa	3750.00	7500.00	ND	ND
CBD	3750.00	7500.00	ND	ND
CBDV	625.00	1250.00	ND	ND
CBN	3750.00	7500.00	ND	ND
CBGa	625.00	1250.00	<LOQ	<LOQ
CBG	625.00	1250.00	2.08	20.8
CBC	625.00	1250.00	ND	ND
CBL	625.00	1250.00	ND	ND
Total			32.89	328.9

Date Tested: 04/17/2026

Notes:
Total THC = THCa * 0.877 + Δ9-THC; Total CBD = CBDa * 0.877 + CBD; Results are being calculated on a dry-weight basis.

Foreign Matter: HT-SOP-21 (Microscopy) Pass

Status: Not Detected
Date Tested: 04/17/2026
Notes:

Moisture (HT-SOP-30 (Gravimetry))
7.5%
Pass

Moisture Date Tested: 04/17/2026

Water Activity (HT-SOP-39 (Hygrometry))
0.48 aw
Pass Limit: 0.65 Aw

Water Activity Date Tested: 04/17/2026

Microbials: HT-SOP-22 (PCR), HT-SOP-44 (Plate Inoculation) Pass

Analyte	LOQ	Limit	Results	Status
	CFU/g	CFU/g	CFU/g	
Aspergillus flavus		0	ND	Pass
Aspergillus fumigatus		0	ND	Pass
Aspergillus niger		0	ND	Pass
Aspergillus terreus		0	ND	Pass
Salmonella		0	ND	Pass
Shiga Toxin E. Coli		0	ND	Pass
Yeast & Mold	1000	10000	ND	Pass

Date Tested: 04/17/2026
4/22 ASP R1R2 PASS LT

Heavy Metals: HT-SOP-20 (ICPMS) Pass

Analyte	LOD	LOQ	Limit	Results	Status
	PPM	PPM	PPM	PPM	
Arsenic	0.000	0.058	0.200	<LOQ	Pass
Cadmium	0.000	0.058	0.200	<LOQ	Pass
Lead	0.001	0.192	0.500	<LOQ	Pass
Mercury	0.001	0.029	0.100	<LOQ	Pass

Date Tested: 04/17/2026

Metals results are quantitative for cannabis plant material, hemp, cannabis concentrates, cannabis infused products, and hemp infused products only. Metals results for matrices other than those specifically listed should be considered non-quantitative, non-specific, and for general information purposes only.

105 E. Ray Fine Blvd
Roland, OK
(918) 571-8757
http://www.highertesting.com
Lic# LAAA-VK6A-DPMO



Kristin Rieder
Kristin Rieder
Laboratory Director

Confident LIMS
All Rights Reserved
coa.support@confidentlims.com
(866) 506-5866
www.confidentlims.com



Golden Bloom Farms

16401 NE 23rd St
Choctaw, OK 73020
luu@goldenbloomfarms.com
(405) 512-9159
Lic. #GAAI-EJYJ-F4BM

Sample: 2604HTL0863.5957

Strain: Georgia Pie
Batch#: GBF_R8_GP_32326; Batch Size: g; Lot ID:
Sample Received: 04/16/2026; Report Created: 04/22/2026
Sampled by: ; Client Rep:
Sample Storage Environment:



















Flower - Georgia Pie - (g)


Plant, Flower - Cured
Harvest Process Lot: ; METRC Batch: 1A40E01000068C0000023492; METRC Sample: 1A40E01000068C0000023551



Terpenes: HT-SOP-17 (GCMS)

Primary Aromas

Analyte	LOD	LOQ	Results	Results	Status
	%	%	%	PPM	
Limonene	0.003	0.010	0.858	8584.939	Tested 
β-Caryophyllene	0.003	0.010	0.770	7698.701	Tested 
Linalool	0.003	0.010	0.265	2647.167	Tested 
α-Humulene	0.003	0.010	0.219	2191.438	Tested 
β-Pinene	0.003	0.010	0.177	1773.396	Tested 
α-Pinene	0.003	0.010	0.149	1491.893	Tested 
α-Bisabolol	0.003	0.010	0.127	1271.261	Tested 
trans-Ocimene	0.003	0.010	0.076	759.496	Tested 
β-Myrcene	0.003	0.010	0.075	749.971	Tested 
Nerolidol	0.025	0.050	0.070	697.887	Tested 
trans-Nerolidol	0.025	0.050	0.070	697.887	Tested 
Geraniol	0.025	0.050	0.070	696.771	Tested 
cis-Ocimene	0.003	0.010	0.033	333.160	Tested 
Caryophyllene Oxide	0.003	0.010	0.031	307.925	Tested 
Camphene	0.003	0.010	0.028	276.449	Tested 
Terpinolene	0.003	0.010	0.025	245.201	Tested 
γ-Terpinene	0.003	0.010	0.012	118.301	Tested 
p-Cymene	0.003	0.010	0.011	112.116	Tested 
α-Terpinene	0.003	0.010	ND	ND	Tested
cis-Nerolidol	0.025	0.050	ND	ND	Tested
δ-3-Carene	0.003	0.010	ND	ND	Tested
Eucalyptol	0.003	0.010	ND	ND	Tested
Guaiol	0.003	0.010	ND	ND	Tested
Isopulegol	0.003	0.010	ND	ND	Tested
Phytol	0.500	0.700	ND	ND	Tested
Total			3.065	30653.957	



3.065%
Total Terpenes

Date Tested: 04/17/2026

105 E. Ray Fine Blvd
Roland, OK
(918) 571-8757
http://www.highertesting.com
Lic# LAAA-VK6A-DPMO



Tailor Johnston
Tailor Johnston
Laboratory Analyst

Confident LIMS
All Rights Reserved
coa.support@confidentlims.com
(866) 506-5866
www.confidentlims.com



LOD (limit of detection) and LOQ (limit of quantification) are parameters employed to express the lowest concentration of an analyte that can be reliably detected and quantified by an analytical procedure. ND = Not Detected. NT = Not Tested. NR = Not Reported. Results based on OMMA decision rules. Results are obtained from testing the sample provided by the customer. Potency, terpene, heavy metals, and pesticide results are reported on a dry-weight basis where applicable. This report shall not be reproduced, except in full, without the written consent of Higher Testing Laboratory.

Golden Bloom Farms

16401 NE 23rd St
Choctaw, OK 73020
luu@goldenbloomfarms.com
(405) 512-9159
Lic. #GAAI-EJYJ-F4BM

Sample: 2604HTL0863.5957

Strain: Georgia Pie
Batch#: GBF_R8_GP_32326; Batch Size: g; Lot ID:
Sample Received: 04/16/2026; Report Created: 04/22/2026
Sampled by: ; Client Rep:
Sample Storage Environment:

Flower - Georgia Pie - (g)

Plant, Flower - Cured
Harvest Process Lot: ; METRC Batch: 1A40E01000068C0000023492; METRC Sample: 1A40E01000068C0000023551



Pesticides: HT-SOP-18 (LCMSMS)

Pass

Analyte	LOD	Limit	LOQ	Results	Status	Analyte	LOD	Limit	LOQ	Results	Status
	PPM	PPM	PPM	PPM			PPM	PPM	PPM	PPM	
Abamectin	0.094	0.500	0.100	ND	Pass	Myclobutanil	0.100	0.200	0.100	ND	Pass
Avermectin-B1a	0.094		0.094	ND	Tested	Permethrins	0.027	0.200	0.100	ND	Pass
Avermectin-B1b	0.100		0.100	ND	Tested	Spinosad	0.025	0.200	0.100	ND	Pass
Azoxystrobin	0.100	0.200	0.100	ND	Pass	Spinosyn A	0.072		0.072	ND	Tested
Bifenazate	0.100	0.200	0.100	ND	Pass	Spinosyn D	0.025		0.025	ND	Tested
cis-Permethrin	0.027		0.027	ND	Tested	Spiromesifen	0.100	0.200	0.100	ND	Pass
Etoxazole	0.100	0.200	0.100	ND	Pass	Spirotetramat	0.100	0.200	0.100	ND	Pass
Imazalil	0.100	0.200	0.100	ND	Pass	Tebuconazole	0.100	0.400	0.100	ND	Pass
Imidacloprid	0.100	0.400	0.100	ND	Pass	Trans Permethrin	0.073		0.073	ND	Tested
Malathion	0.100	0.200	0.100	ND	Pass						

Date Tested: 04/17/2026
ULOQ = 2.0ppm for individual analytes and sums of isomers.

HIGHER TESTING

105 E. Ray Fine Blvd
Roland, OK
(918) 571-8757
<http://www.highertesting.com>
Lic# LAAA-VK6A-DPMO



Kristin Rieder
Kristin Rieder
Laboratory Director

Confident LIMS
All Rights Reserved
coa.support@confidentlims.com
(866) 506-5866
www.confidentlims.com



LOD (limit of detection) and LOQ (limit of quantification) are parameters employed to express the lowest concentration of an analyte that can be reliably detected and quantified by an analytical procedure. ND = Not Detected. NT = Not Tested. NR = Not Reported. Results based on OMMA decision rules. Results are obtained from testing the sample provided by the customer. Potency, terpene, heavy metals, and pesticide results are reported on a dry-weight basis where applicable. This report shall not be reproduced, except in full, without the written consent of Higher Testing Laboratory.