

Golden Bloom Farms


16401 NE 23rd St
 Choctaw, OK 73020
 luu@goldenbloomfarms.com
 (405) 512-9159
 Lic. #GAAI-EJYJ-F4BM

Sample: 2606HTL1225.8320

Strain: Gas Face
 Batch#: GBF_R4_GF_42726; Batch Size: g; Lot ID:
 Sample Received: 06/03/2026; Report Created: 06/08/2026
 Sampled by: ; Client Rep:
 Sample Storage Environment:

Flower - Gas Face - (g)

Plant, Bulk Flower
 Harvest Process Lot: ; METRC Batch: 1A40E01000068C0000025285; METRC Sample: 1A40E01000068C0000025697



Summary

Complete Total THC: 25.54% Cannabinoids	Complete 4.048% Terpenes	Pass Pesticides	Not Tested Solvents	Pass Microbials
Pass Moisture	Pass Water Activity	Pass Heavy Metals	Pass Foreign Matter	Not Tested Mycotoxins

Golden Bloom Farms

16401 NE 23rd St
Choctaw, OK 73020
luu@goldenbloomfarms.com
(405) 512-9159
Lic. #GAAI-EJYJ-F4BM

Sample: 2606HTL1225.8320

Strain: Gas Face
Batch#: GBF_R4_GF_42726; Batch Size: g; Lot ID:
Sample Received: 06/03/2026; Report Created: 06/08/2026
Sampled by: ; Client Rep:
Sample Storage Environment:

Flower - Gas Face - (g)

Plant, Bulk Flower
Harvest Process Lot: ; METRC Batch: 1A40E01000068C0000025285; METRC Sample: 1A40E01000068C0000025697



Cannabinoids: HT-SOP-14 (HPLC-DAD) Complete

25.54%	ND	31.23%
Total THC	Total CBD	Total Cannabinoids

Analyte	LOD	LOQ	Results	Results
	PPM	PPM	%	mg/g
THCa	3750.00	7500.00	29.12	291.2
Δ9-THC	3750.00	7500.00	ND	ND
Δ8-THC	625.00	1250.00	ND	ND
THCVa	625.00	1250.00	0.14	1.4
THCV	625.00	1250.00	ND	ND
CBDa	3750.00	7500.00	ND	ND
CBD	3750.00	7500.00	ND	ND
CBDV	625.00	1250.00	ND	ND
CBN	3750.00	7500.00	ND	ND
CBGa	625.00	1250.00	1.97	19.7
CBG	625.00	1250.00	ND	ND
CBC	625.00	1250.00	ND	ND
CBL	625.00	1250.00	ND	ND
Total			31.23	312.3

Date Tested: 06/04/2026

Notes:
Total THC = THCa * 0.877 + Δ9-THC; Total CBD = CBDa * 0.877 + CBD; Results are being calculated on a dry-weight basis.

Foreign Matter: HT-SOP-21 (Microscopy) Pass

Status: Not Detected
Date Tested: 06/04/2026
Notes:

Moisture (HT-SOP-30 (Gravimetry))
9.7%
Pass

Moisture Date Tested: 06/04/2026

Water Activity (HT-SOP-39 (Hygrometry))
0.46 aw
Pass Limit: 0.65 Aw

Water Activity Date Tested: 06/04/2026

Microbials: HT-SOP-22 (PCR), HT-SOP-44 (Plate Inoculation) Pass

Analyte	LOQ	Limit	Results	Status
	CFU/g	CFU/g	CFU/g	
Aspergillus flavus		0	ND	Pass
Aspergillus fumigatus		0	ND	Pass
Aspergillus niger		0	ND	Pass
Aspergillus terreus		0	ND	Pass
Salmonella		0	ND	Pass
Shiga Toxin E. Coli		0	ND	Pass
Yeast & Mold	1000	10000	ND	Pass

Date Tested: 06/04/2026

Heavy Metals: HT-SOP-20 (ICPMS) Pass

Analyte	LOD	LOQ	Limit	Results	Status
	PPM	PPM	PPM	PPM	
Arsenic	0.000	0.058	0.200	<LOQ	Pass
Cadmium	0.000	0.058	0.200	<LOQ	Pass
Lead	0.001	0.192	0.500	<LOQ	Pass
Mercury	0.001	0.029	0.100	<LOQ	Pass

Date Tested: 06/04/2026

Metals results are quantitative for cannabis plant material, hemp, cannabis concentrates, cannabis infused products, and hemp infused products only. Metals results for matrices other than those specifically listed should be considered non-quantitative, non-specific, and for general information purposes only.

105 E. Ray Fine Blvd
Roland, OK
(918) 571-8757
http://www.highertesting.com
Lic# LAAA-VK6A-DPMO




Ian Miller
Chief Experience Officer

Confident LIMS
All Rights Reserved
coa.support@confidentlims.com
(866) 506-5866
www.confidentlims.com



Golden Bloom Farms

16401 NE 23rd St
Choctaw, OK 73020
luu@goldenbloomfarms.com
(405) 512-9159
Lic. #GAAI-EJYJ-F4BM

Sample: 2606HTL1225.8320



















Strain: Gas Face
Batch#: GBF_R4_GF_42726; Batch Size: g; Lot ID:
Sample Received: 06/03/2026; Report Created: 06/08/2026
Sampled by: ; Client Rep:
Sample Storage Environment:

Flower - Gas Face - (g)



Plant, Bulk Flower
Harvest Process Lot: ; METRC Batch: 1A40E01000068C0000025285; METRC Sample: 1A40E01000068C0000025697



Terpenes: HT-SOP-17 (GCMS)

Analyte	LOD	LOQ	Results	Results	Status
	%	%	%	PPM	
Limonene	0.003	0.010	1.310	13097.279	Tested 
Linalool	0.003	0.010	0.391	3911.440	Tested 
β-Myrcene	0.003	0.010	0.387	3870.750	Tested 
β-Caryophyllene	0.003	0.010	0.372	3723.579	Tested 
Geraniol	0.025	0.050	0.227	2269.982	Tested 
β-Pinene	0.003	0.010	0.211	2113.313	Tested 
trans-Ocimene	0.003	0.010	0.176	1757.103	Tested 
Guaiol	0.003	0.010	0.148	1476.374	Tested 
α-Pinene	0.003	0.010	0.140	1395.877	Tested 
α-Humulene	0.003	0.010	0.127	1267.370	Tested 
Nerolidol	0.025	0.050	0.114	1141.903	Tested 
trans-Nerolidol	0.025	0.050	0.114	1141.903	Tested 
Isopulegol	0.003	0.010	0.081	811.073	Tested 
α-Bisabolol	0.003	0.010	0.077	769.389	Tested 
cis-Ocimene	0.003	0.010	0.057	568.851	Tested 
Terpinolene	0.003	0.010	0.045	454.559	Tested 
Camphene	0.003	0.010	0.041	414.540	Tested 
γ-Terpinene	0.003	0.010	0.029	294.292	Tested 
α-Terpinene	0.003	0.010	ND	ND	Tested
Caryophyllene Oxide	0.003	0.010	ND	ND	Tested
cis-Nerolidol	0.025	0.050	ND	ND	Tested
δ-3-Carene	0.003	0.010	ND	ND	Tested
Eucalyptol	0.003	0.010	ND	ND	Tested
Phytol	0.500	0.700	ND	ND	Tested
p-Cymene	0.003	0.010	ND	ND	Tested
Total			4.048	40479.579	

Primary Aromas



4.048%
Total Terpenes

Golden Bloom Farms

16401 NE 23rd St
Choctaw, OK 73020
luu@goldenbloomfarms.com
(405) 512-9159
Lic. #GAAI-EJYJ-F4BM

Sample: 2606HTL1225.8320

Strain: Gas Face
Batch#: GBF_R4_GF_42726; Batch Size: g; Lot ID:
Sample Received: 06/03/2026; Report Created: 06/08/2026
Sampled by: ; Client Rep:
Sample Storage Environment:

Flower - Gas Face - (g)

Plant, Bulk Flower
Harvest Process Lot: ; METRC Batch: 1A40E01000068C0000025285; METRC Sample: 1A40E01000068C0000025697



Pesticides: HT-SOP-18 (LCMSMS)

Pass

Analyte	LOD	Limit	LOQ	Results	Status	Analyte	LOD	Limit	LOQ	Results	Status
	PPM	PPM	PPM	PPM			PPM	PPM	PPM	PPM	
Abamectin	0.094	0.500	0.100	ND	Pass	Myclobutanil	0.100	0.200	0.100	ND	Pass
Avermectin-B1a	0.094		0.094	ND	Tested	Permethrins	0.027	0.200	0.100	ND	Pass
Avermectin-B1b	0.100		0.100	ND	Tested	Spinosad	0.025	0.200	0.100	ND	Pass
Azoxystrobin	0.100	0.200	0.100	ND	Pass	Spinosyn A	0.072		0.072	ND	Tested
Bifenazate	0.100	0.200	0.100	ND	Pass	Spinosyn D	0.025		0.025	ND	Tested
cis-Permethrin	0.027		0.027	ND	Tested	Spiromesifen	0.100	0.200	0.100	ND	Pass
Etoxazole	0.100	0.200	0.100	ND	Pass	Spirotetramat	0.100	0.200	0.100	ND	Pass
Imazalil	0.100	0.200	0.100	ND	Pass	Tebuconazole	0.100	0.400	0.100	ND	Pass
Imidacloprid	0.100	0.400	0.100	ND	Pass	Trans Permethrin	0.073		0.073	ND	Tested
Malathion	0.100	0.200	0.100	ND	Pass						

Date Tested: 06/04/2026
ULOQ = 2.0ppm for individual analytes and sums of isomers.

HIGHER TESTING

105 E. Ray Fine Blvd
Roland, OK
(918) 571-8757
<http://www.highertesting.com>
Lic# LAAA-VK6A-DPMO



Ian Miller
Chief Experience Officer

Confident LIMS
All Rights Reserved
coa.support@confidentlims.com
(866) 506-5866
www.confidentlims.com



LOD (limit of detection) and LOQ (limit of quantification) are parameters employed to express the lowest concentration of an analyte that can be reliably detected and quantified by an analytical procedure. ND = Not Detected. NT = Not Tested. NR = Not Reported. Results based on OMMA decision rules. Results are obtained from testing the sample provided by the customer. Potency, terpene, heavy metals, and pesticide results are reported on a dry-weight basis where applicable. This report shall not be reproduced, except in full, without the written consent of Higher Testing Laboratory.